

Signify Classified - Internal
Cooper Lighting Solutions Photometric Lab
1121 Highway 74 South
Peachtree City, GA 30269



Scaled data based on original data using
LM-79-08 Approved Method: Electrical and Photometric Measurements of Solid-
State Lighting Products

Test Report Prepared for
Cooper Lighting Solutions
(formerly Eaton)

Brand: McGRAW-EDISON

Report Number: P437435

Luminaire Tested: **ISC-SA1C-830-U-T4W-HSS**

Issue Date: 12/9/2020

Test Information

Test Method: LM-79-08
Report Number: P437435
TEST IS SCALED FROM IESNA LM-79-08 TEST DATA (G3-2011-074-13)
Test Lab: INNOVATION CENTER
Issue Date: 12/9/2020
Manufacturer: COOPER LIGHTING SOLUTIONS (FORMERLY EATON)
Product Line: McGRAW-EDISON
Catalog Number: ISC-SA1C-830-U-T4W-HSS
Description: IMPACT ELITE LED CYLINDER LUMINAIRE
(1) 80 CRI, 3000K, 615mA LIGHTSQUARE WITH 16 LEDS AND TYPE IV WIDE OPTICS
WITH HOUSE SIDE SHIELD
Light Source: -
Ballast/Driver: ELECTRONIC DRIVER

Summary

Lumens per Lamp: N/A
Luminaire Lumens: 2708 lumens
Efficiency: N/A
Efficacy: 79.2 lumens/watt
Luminous Opening: Rectangular (W 0.5' x L: 0.5' x H: 0')
IES Classification: Type III - Short
BUG Rating: B0 - U0 - G1

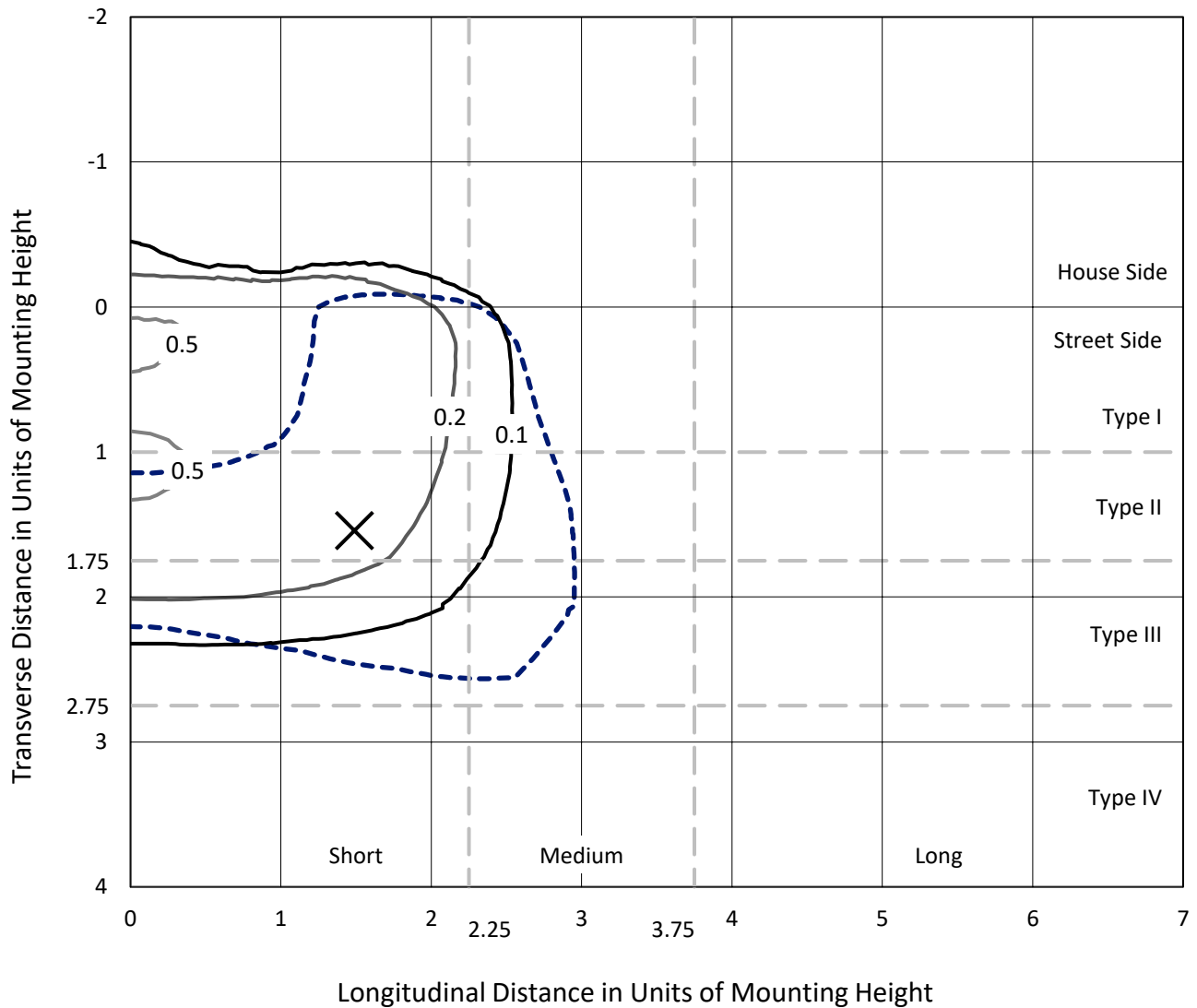
Input Watts (W): 34.2
Input Voltage (V): NR
Input Current (Ain): NR
Voltage Rise (V): NR
Power Factor: NR
Total Harmonic Distortion (THDi): NR
Frequency (hertz): 60
Stabilization Time: NR
Operation Time: NR
Ambient Temperature (°C): NR
Test Distance: 28.75 FT



REPORT NUMBER: P437435
 CATALOG NUMBER: ISC-SA1C-830-U-T4W-HSS

Iso-Footcandle Lines of Horizontal Illumination

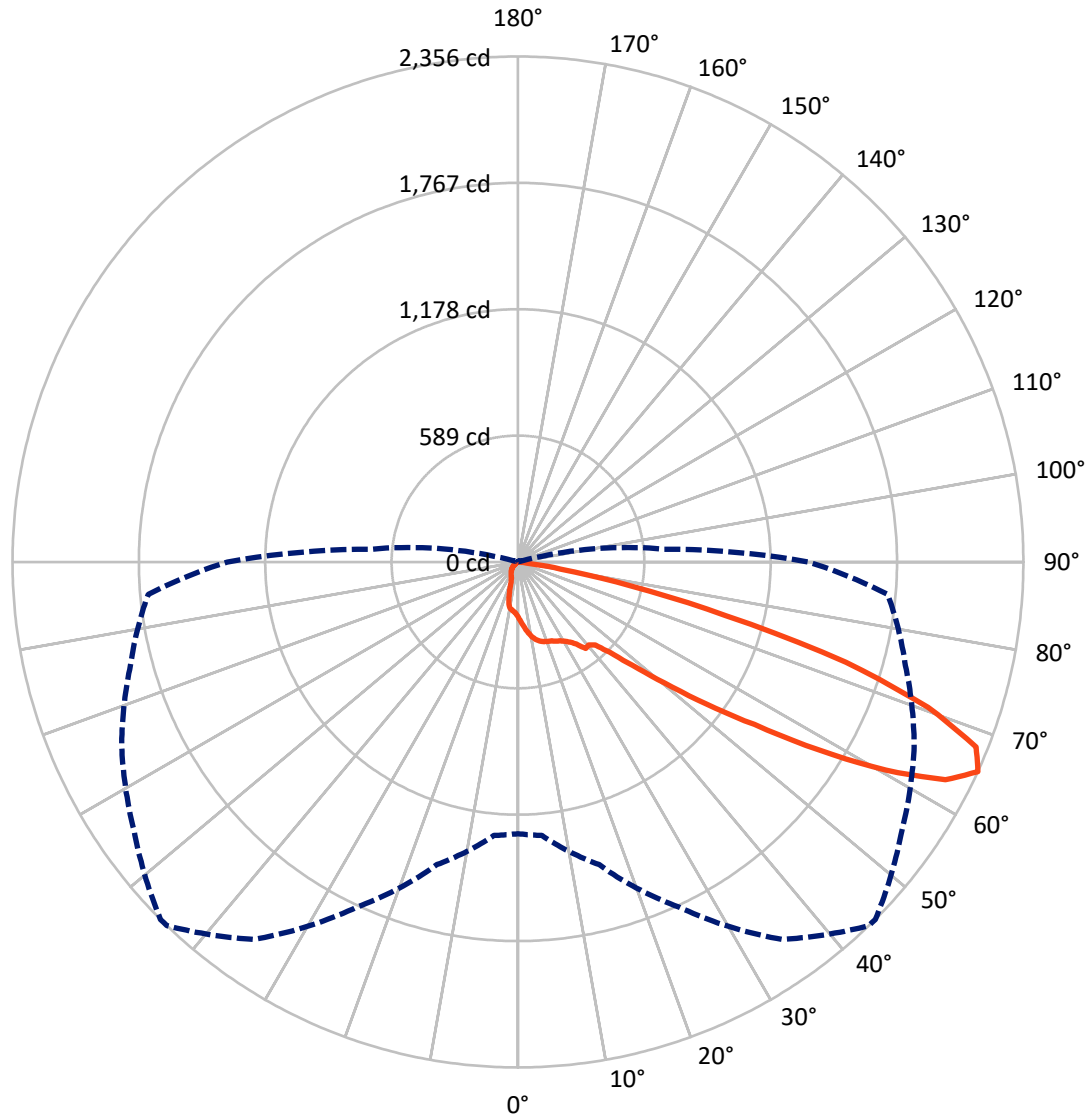
✕ Max cd
 - - - 1/2 Max cd



Based on 25 foot mounting height. Maximum calculated value = 0.6 fc
 Type III - Short - N/A

REPORT NUMBER: P437435
CATALOG NUMBER: ISC-SA1C-830-U-T4W-HSS

Luminous Intensity Polar Plot



— Vertical Plane Through 44-Deg Lateral - - - Horizontal Cone Through 65-Deg Vertical

REPORT NUMBER: P437435
 CATALOG NUMBER: ISC-SA1C-830-U-T4W-HSS

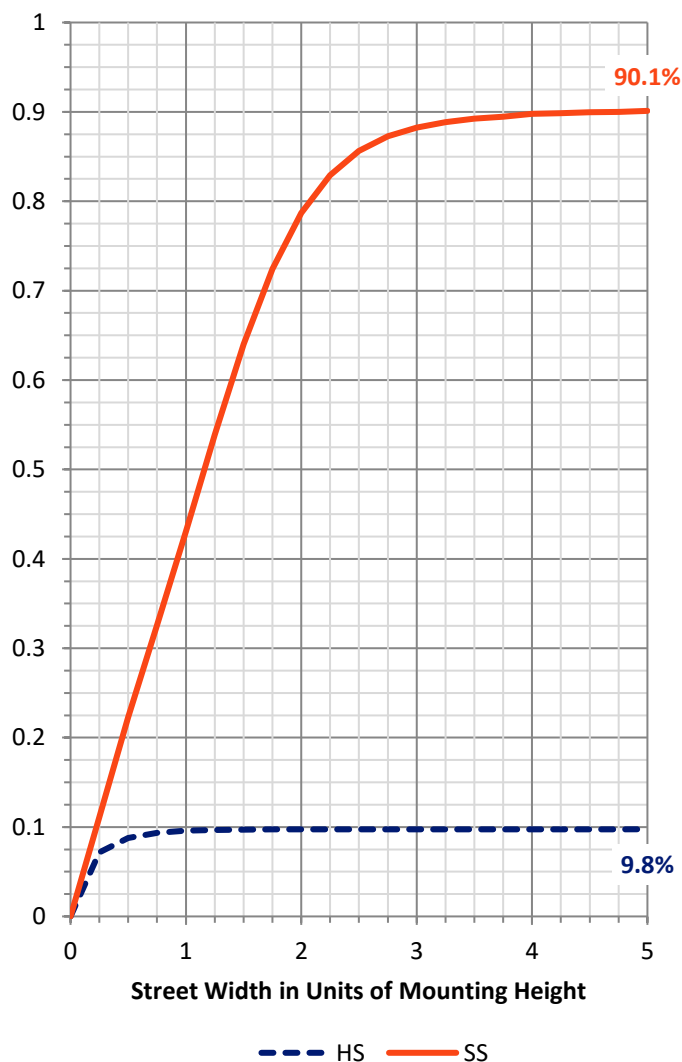
FLUX DISTRIBUTION:

		Downward	Upward	Total
House Side	Lumens	266.4	0.0	266.4
	% Fixture	9.8	0.0	9.8
Street Side	Lumens	2441.6	0.0	2441.6
	% Fixture	90.2	0.0	90.2
Total	Lumens	2708.0	0.0	2708.0
	% Fixture	100.0	0.0	100.0

ZONAL LUMENS:

Zone	Lumens	% Fixture
0°-10°	26.2	1.0
10°-20°	78.8	2.9
20°-30°	126.2	4.7
30°-40°	187.4	6.9
40°-50°	341.6	12.6
50°-60°	716.3	26.5
60°-70°	911.7	33.7
70°-80°	306.0	11.3
80°-90°	13.7	0.5
90°-100°	0.0	0.0
100°-110°	0.0	0.0
110°-120°	0.0	0.0
120°-130°	0.0	0.0
130°-140°	0.0	0.0
140°-150°	0.0	0.0
150°-160°	0.0	0.0
160°-170°	0.0	0.0
170°-180°	0.0	0.0
0°-90°	2708.0	100.0
0°-180°	2708.0	100.0

Coefficient of Utilization



REPORT NUMBER: P437435

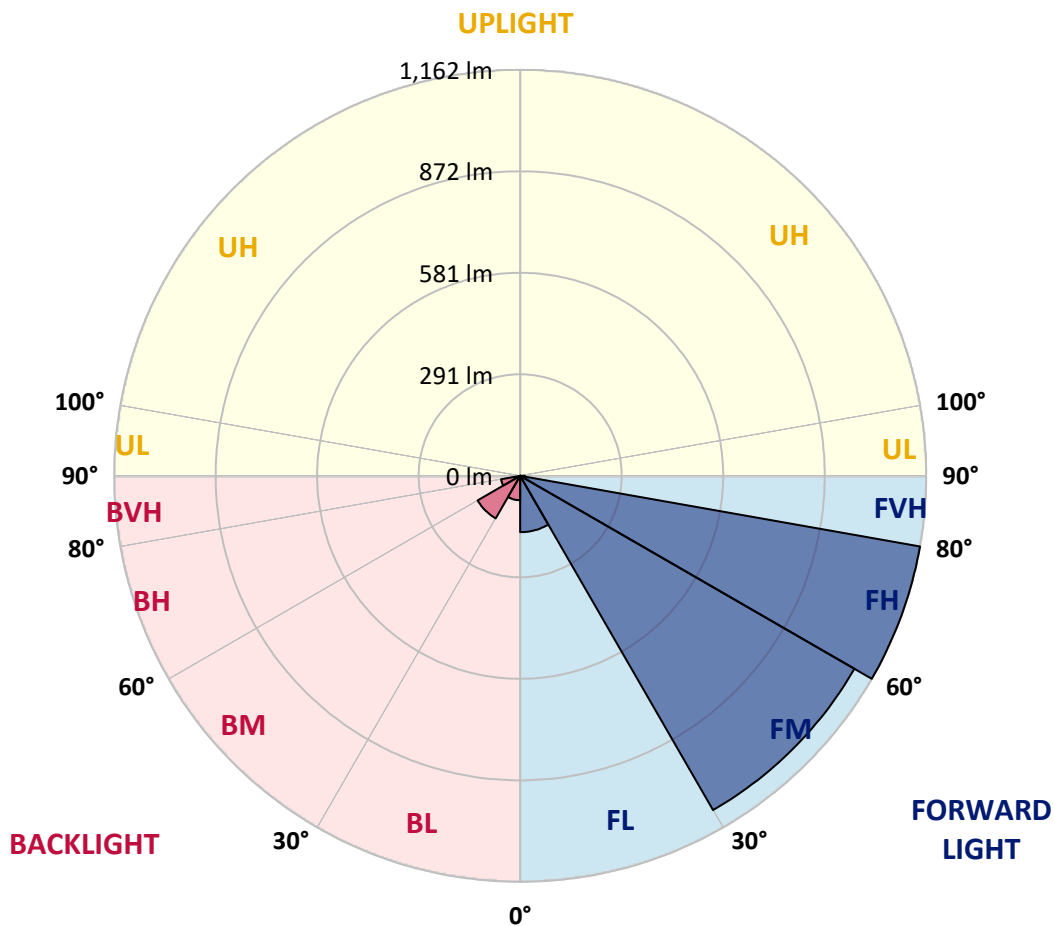
CATALOG NUMBER: ISC-SA1C-830-U-T4W-HSS

LUMINAIRE CLASSIFICATION SYSTEM LUMEN TABLE AND BUG RATING:

Zone	Lumens	% Fixture	Zone Rating/Lumen Limit		
			B	U	G
FL (0°-30°)	161.3	6.0			
FM (30°-60°)	1104.8	40.8			
FH (60°-80°)	1162.2	42.9			G1/1800
FVH (80°-90°)	13.3	0.5			G1/100
BL (0°-30°)	69.9	2.6	B0/110		
BM (30°-60°)	140.5	5.2	B0/220		
BH (60°-80°)	55.5	2.1	B0/110		G0/110
BVH (80°-90°)	0.4	0.0			G0/10
UL (90°-100°)	0.0	0.0		U0/0	
UH (100°-180°)	0.0	0.0		U0/0	

BUG Rating: B0-U0-G1

Type III Short





REPORT NUMBER: P437435
 CATALOG NUMBER: ISC-SA1C-830-U-T4W-HSS

CANDELA DISTRIBUTION (FULL):

	0°	5°	15°	25°	35°	44°	45°	55°	65°	75°	85°
0°	257.9	257.9	257.9	257.9	257.9	257.9	257.9	257.9	257.9	257.9	257.9
2.5°	290.7	292.0	286.8	288.1	285.4	280.2	278.9	275.0	269.7	265.8	261.9
5°	328.7	327.3	324.7	319.5	312.9	305.1	302.5	294.6	285.4	275.0	267.1
7.5°	360.1	360.1	356.2	350.9	340.4	330.0	327.3	316.9	303.8	289.4	275.0
10°	387.6	386.3	382.3	375.8	362.7	353.5	349.6	336.5	320.8	305.1	288.1
12.5°	408.5	408.5	403.3	394.1	379.7	370.6	367.9	356.2	340.4	322.1	298.5
15°	420.3	419.0	415.1	403.3	392.8	382.3	381.0	370.6	357.5	337.8	312.9
17.5°	420.3	421.6	415.1	408.5	399.4	390.2	388.9	381.0	367.9	350.9	324.7
20°	415.1	415.1	409.8	404.6	399.4	395.4	394.1	388.9	378.4	364.0	337.8
22.5°	408.5	407.2	405.9	402.0	400.7	399.4	400.7	398.1	391.5	375.8	350.9
25°	407.2	405.9	403.3	400.7	402.0	408.5	408.5	409.8	403.3	390.2	366.6
27.5°	412.5	412.5	408.5	404.6	407.2	416.4	416.4	420.3	416.4	407.2	383.7
30°	434.7	429.5	422.9	415.1	417.7	428.2	429.5	437.3	437.3	430.8	411.1
32.5°	464.8	459.6	442.6	432.1	432.1	445.2	445.2	458.3	470.1	457.0	426.9
35°	488.4	485.8	466.1	453.0	457.0	468.8	472.7	493.6	504.1	471.4	434.7
37.5°	567.0	563.0	525.1	476.6	479.2	512.0	514.6	523.8	514.6	477.9	450.4
40°	671.7	674.3	635.1	555.2	493.6	508.0	508.0	523.8	529.0	506.7	488.4
42.5°	830.2	814.4	775.2	666.5	557.8	529.0	530.3	552.6	580.1	567.0	569.6
45°	967.6	955.9	914.0	809.2	661.2	598.4	593.2	622.0	675.6	687.4	717.5
47.5°	1089.4	1077.6	1059.3	961.1	815.7	720.2	700.5	729.3	822.3	883.8	904.8
50°	1236.1	1238.7	1196.8	1140.5	984.7	883.8	878.6	879.9	1026.6	1077.6	1107.7
52.5°	1422.0	1418.1	1344.7	1314.6	1219.0	1098.6	1068.5	1086.8	1232.1	1268.8	1318.6
55°	1554.2	1550.3	1515.0	1509.7	1478.3	1336.9	1329.0	1327.7	1458.7	1474.4	1533.3
57.5°	1631.5	1638.0	1662.9	1729.7	1755.9	1653.8	1631.5	1588.3	1661.6	1657.7	1721.8
60°	1644.6	1655.1	1725.8	1879.0	2025.6	1970.6	1940.5	1827.9	1847.5	1814.8	1854.1
62.5°	1538.5	1568.6	1694.4	1910.4	2161.8	2235.1	2210.3	2036.1	1990.3	1922.2	1872.4
65°	1266.2	1279.3	1460.0	1774.2	2147.4	2355.6	2355.6	2184.1	2037.4	1869.8	1729.7
67.5°	874.7	881.2	1101.2	1431.2	1927.4	2303.2	2322.9	2181.4	1954.9	1664.2	1410.2
70°	496.3	532.9	666.5	1000.4	1518.9	2028.2	2049.2	1985.0	1636.7	1233.4	924.4
72.5°	206.9	230.5	324.7	582.7	1033.1	1597.5	1634.1	1573.9	1223.0	752.9	437.3
75°	64.2	66.8	107.4	254.0	564.3	1003.0	1064.5	1061.9	730.6	352.2	178.1
77.5°	35.4	36.7	51.1	103.4	247.5	535.5	573.5	542.1	361.4	151.9	55.0
80°	17.0	18.3	27.5	49.8	108.7	200.3	235.7	218.7	125.7	72.0	18.3
82.5°	5.2	6.5	13.1	22.3	43.2	47.1	47.1	83.8	64.2	47.1	9.2
85°	0.0	0.0	3.9	7.9	7.9	7.9	7.9	18.3	30.1	28.8	3.9
87.5°	0.0	0.0	0.0	0.0	1.3	1.3	1.3	1.3	1.3	2.6	1.3
90°	0.0	0.0	0.0	0.0	0.0	0.0	0.0	0.0	0.0	0.0	0.0



REPORT NUMBER: P437435
 CATALOG NUMBER: ISC-SA1C-830-U-T4W-HSS

CANDELA DISTRIBUTION (continued):

	90°	95°	105°	115°	125°	135°	145°	155°	165°	175°	180°
0°	257.9	257.9	257.9	257.9	257.9	257.9	257.9	257.9	257.9	257.9	257.9
2.5°	259.3	257.9	252.7	247.5	244.9	242.2	239.6	237.0	237.0	238.3	237.0
5°	261.9	257.9	250.1	242.2	237.0	233.1	227.8	226.5	225.2	226.5	226.5
7.5°	268.4	263.2	251.4	239.6	231.8	225.2	221.3	220.0	217.4	217.4	217.4
10°	278.9	269.7	254.0	240.9	230.5	221.3	209.5	196.4	188.6	183.3	179.4
12.5°	289.4	278.9	257.9	242.2	230.5	204.3	175.5	150.6	137.5	130.9	129.6
15°	301.2	288.1	265.8	247.5	216.0	167.6	128.3	107.4	102.1	102.1	100.8
17.5°	310.3	298.5	272.4	248.8	189.9	125.7	96.9	90.3	91.7	94.3	94.3
20°	324.7	310.3	281.5	237.0	146.7	94.3	85.1	86.4	87.7	89.0	90.3
22.5°	337.8	322.1	292.0	210.8	107.4	81.2	81.2	82.5	83.8	85.1	86.4
25°	353.5	339.1	302.5	172.8	82.5	74.6	75.9	78.6	79.9	81.2	81.2
27.5°	371.9	356.2	302.5	136.2	72.0	69.4	69.4	72.0	73.3	75.9	75.9
30°	396.7	379.7	294.6	100.8	66.8	64.2	62.9	65.5	66.8	69.4	69.4
32.5°	412.5	402.0	277.6	75.9	61.5	58.9	57.6	57.6	58.9	61.5	61.5
35°	428.2	422.9	251.4	65.5	57.6	55.0	52.4	49.8	49.8	49.8	49.8
37.5°	453.0	460.9	213.4	60.2	55.0	51.1	47.1	43.2	40.6	39.3	38.0
40°	504.1	510.7	175.5	56.3	51.1	47.1	40.6	35.4	31.4	28.8	28.8
42.5°	584.0	578.8	133.6	53.7	47.1	41.9	34.0	28.8	23.6	21.0	21.0
45°	722.8	663.9	98.2	49.8	44.5	38.0	28.8	22.3	17.0	15.7	15.7
47.5°	893.0	762.1	74.6	47.1	40.6	32.7	22.3	17.0	13.1	11.8	11.8
50°	1076.3	862.9	61.5	43.2	36.7	27.5	18.3	11.8	9.2	9.2	9.2
52.5°	1249.2	931.0	51.1	39.3	31.4	22.3	13.1	9.2	7.9	7.9	7.9
55°	1410.2	972.9	41.9	34.0	26.2	17.0	10.5	7.9	6.5	5.2	5.2
57.5°	1520.2	966.3	34.0	27.5	19.6	11.8	7.9	6.5	5.2	3.9	3.9
60°	1558.2	908.7	26.2	22.3	14.4	9.2	6.5	5.2	3.9	2.6	2.6
62.5°	1504.5	794.8	21.0	17.0	10.5	7.9	5.2	3.9	2.6	1.3	1.3
65°	1353.9	683.5	15.7	11.8	7.9	5.2	3.9	2.6	1.3	0.0	0.0
67.5°	1077.6	530.3	13.1	7.9	5.2	3.9	2.6	1.3	0.0	0.0	0.0
70°	674.3	332.6	10.5	5.2	3.9	2.6	1.3	0.0	0.0	0.0	0.0
72.5°	327.3	163.7	7.9	3.9	2.6	1.3	1.3	0.0	0.0	0.0	0.0
75°	121.8	53.7	6.5	3.9	1.3	1.3	0.0	0.0	0.0	0.0	0.0
77.5°	39.3	18.3	5.2	3.9	2.6	1.3	0.0	0.0	0.0	0.0	0.0
80°	14.4	7.9	2.6	1.3	1.3	1.3	0.0	0.0	0.0	0.0	0.0
82.5°	6.5	3.9	1.3	1.3	1.3	0.0	0.0	0.0	0.0	0.0	0.0
85°	2.6	2.6	1.3	1.3	0.0	0.0	0.0	0.0	0.0	0.0	0.0
87.5°	1.3	1.3	1.3	0.0	0.0	0.0	0.0	0.0	0.0	0.0	0.0
90°	0.0	0.0	0.0	0.0	0.0	0.0	0.0	0.0	0.0	0.0	0.0

Cooper Lighting Solutions Photometric Lab
1121 Highway 74 South
Peachtree City, GA 30269



LM-79-2019: Approved Method: Electrical and Photometric Measurements of Solid-State Lighting Products

Report Prepared for

Cooper Lighting Solutions

MCGRAW EDISON

Report Number: SP1-2408-195-9

Test Date: 08/07/2024

Luminaire Tested: GALN-SB1A-830-U-5WQ

Data in this report applies to families of products including GALN-SB1A-830-U-5WQ.

Test Information

Test Method: LM-79-2019
 Report Number: SP1-2408-195-9
 Test Lab: COOPER LIGHTING SOLUTIONS
 Photometer: SP1 - 76IN SPHERE
 Measurement Geometry: 4π
 Issue Date: 08/07/2024
 Manufacturer: COOPER LIGHTING SOLUTIONS
 Product Line: MCGRAW EDISON
 Catalog Number: **GALN-SB1A-830-U-5WQ**
 Description: GALLEON AREA AND ROADWAY LUMINAIRE. (1) 80 CRI, 3000K, 350MA HIGH DENSITY LIGHTSQUARE WITH 26 LEDS AND TYPE V WIDE OPTICS

Spectral Parameters

CCT (K): 3050
 CIE u': 0.2476
 CIE v': 0.5251
 Duv: 0.0034
 CIE x: 0.4383
 CIE y: 0.4131
 CIE z: 0.1487
 Peak Wavelength (nm): 603
 Dominant Wavelength (nm): 581
 Purity: 55.55201
 Rf: 81.5
 Rg: 99.2

CRI (Ra):	81.0		
R1:	79.6	R9:	7.1
R2:	85.6	R10:	67.0
R3:	92.0	R11:	82.7
R4:	82.6	R12:	63.2
R5:	78.9	R13:	80.3
R6:	81.7	R14:	95.0
R7:	85.2	R15:	71.7
R8:	62.0		



Test Conditions

Stabilization Time: 20M
 Operation Time: 1H 20M
 Sphere Temperature (°C): 24.2

REPORT NUMBER: SP1-2408-195-9

Measurement and Test Equipment			
Instrument	Identification Number	Calibration Date	Calibration Due Date
Photometer	IN0058	6/18/2024	12/18/2024
Power Meter	INXT2011004	2/8/2024	2/8/2025
AC Power Source	IN0063	10/24/2023	10/24/2024
DC Power Source	IN0208	10/24/2023	10/24/2024
Sphere Thermometer	IN0085	10/24/2023	10/24/2024
Room Thermometer	IN0046	10/24/2023	10/24/2024

REPORT NUMBER: SP1-2408-195-9

CIE 1931 Chromaticity Diagram



CIE 1931 Chromaticity Diagram with 2017 ANSI 7-Step and 4-Step Quadrangles



Point lies inside the ANSI 3000K 4-step quadrangle

REPORT NUMBER: SP1-2408-195-9

Photopic Flux vs. Wavelength



Photopic Lumens: NR

λ (nm)	Power W [^] /nm	Lumens (ϕ /nm)	λ (nm)	Power W [^] /nm	Lumens (ϕ /nm)	λ (nm)	Power W [^] /nm	Lumens (ϕ /nm)	λ (nm)	Power W [^] /nm	Lumens (ϕ /nm)	λ (nm)	Power W [^] /nm	Lumens (ϕ /nm)
360	0	NR	490	168	NR	620	940	NR	750	35	NR	880	1	NR
365	0	NR	495	233	NR	625	897	NR	755	30	NR	885	1	NR
370	0	NR	500	300	NR	630	847	NR	760	26	NR	890	1	NR
375	0	NR	505	372	NR	635	790	NR	765	22	NR	895	1	NR
380	0	NR	510	430	NR	640	730	NR	770	19	NR	900	1	NR
385	0	NR	515	483	NR	645	668	NR	775	16	NR	905	1	NR
390	0	NR	520	524	NR	650	605	NR	780	14	NR	910	0	NR
395	2	NR	525	555	NR	655	545	NR	785	12	NR	915	0	NR
400	4	NR	530	581	NR	660	485	NR	790	10	NR	920	0	NR
405	7	NR	535	604	NR	665	430	NR	795	9	NR	925	0	NR
410	17	NR	540	623	NR	670	378	NR	800	8	NR	930	0	NR
415	34	NR	545	645	NR	675	331	NR	805	7	NR	935	0	NR
420	68	NR	550	667	NR	680	290	NR	810	6	NR	940	0	NR
425	128	NR	555	693	NR	685	251	NR	815	5	NR	945	0	NR
430	214	NR	560	719	NR	690	218	NR	820	4	NR	950	0	NR
435	339	NR	565	754	NR	695	188	NR	825	4	NR	955	0	NR
440	507	NR	570	791	NR	700	162	NR	830	3	NR	960	0	NR
445	573	NR	575	830	NR	705	139	NR	835	3	NR	965	0	NR
450	356	NR	580	873	NR	710	119	NR	840	3	NR	970	0	NR
455	217	NR	585	913	NR	715	102	NR	845	2	NR	975	0	NR
460	168	NR	590	948	NR	720	88	NR	850	2	NR	980	0	NR
465	113	NR	595	974	NR	725	76	NR	855	2	NR	985	0	NR
470	85	NR	600	994	NR	730	65	NR	860	1	NR	990	0	NR
475	85	NR	605	998	NR	735	55	NR	865	1	NR	995	0	NR
480	94	NR	610	994	NR	740	47	NR	870	1	NR	1000	0	NR
485	120	NR	615	973	NR	745	41	NR	875	1	NR			

REPORT NUMBER: SP1-2408-195-9

Scotopic Flux vs. Wavelength



Scotopic Lumens: NR

S/P: 1.27

λ (nm)	Power W [^] /nm	Lumens (ϕ /nm)	λ (nm)	Power W [^] /nm	Lumens (ϕ /nm)	λ (nm)	Power W [^] /nm	Lumens (ϕ /nm)	λ (nm)	Power W [^] /nm	Lumens (ϕ /nm)	λ (nm)	Power W [^] /nm	Lumens (ϕ /nm)
360	0	NR	490	168	NR	620	940	NR	750	35	NR	880	1	NR
365	0	NR	495	233	NR	625	897	NR	755	30	NR	885	1	NR
370	0	NR	500	300	NR	630	847	NR	760	26	NR	890	1	NR
375	0	NR	505	372	NR	635	790	NR	765	22	NR	895	1	NR
380	0	NR	510	430	NR	640	730	NR	770	19	NR	900	1	NR
385	0	NR	515	483	NR	645	668	NR	775	16	NR	905	1	NR
390	0	NR	520	524	NR	650	605	NR	780	14	NR	910	0	NR
395	2	NR	525	555	NR	655	545	NR	785	12	NR	915	0	NR
400	4	NR	530	581	NR	660	485	NR	790	10	NR	920	0	NR
405	7	NR	535	604	NR	665	430	NR	795	9	NR	925	0	NR
410	17	NR	540	623	NR	670	378	NR	800	8	NR	930	0	NR
415	34	NR	545	645	NR	675	331	NR	805	7	NR	935	0	NR
420	68	NR	550	667	NR	680	290	NR	810	6	NR	940	0	NR
425	128	NR	555	693	NR	685	251	NR	815	5	NR	945	0	NR
430	214	NR	560	719	NR	690	218	NR	820	4	NR	950	0	NR
435	339	NR	565	754	NR	695	188	NR	825	4	NR	955	0	NR
440	507	NR	570	791	NR	700	162	NR	830	3	NR	960	0	NR
445	573	NR	575	830	NR	705	139	NR	835	3	NR	965	0	NR
450	356	NR	580	873	NR	710	119	NR	840	3	NR	970	0	NR
455	217	NR	585	913	NR	715	102	NR	845	2	NR	975	0	NR
460	168	NR	590	948	NR	720	88	NR	850	2	NR	980	0	NR
465	113	NR	595	974	NR	725	76	NR	855	2	NR	985	0	NR
470	85	NR	600	994	NR	730	65	NR	860	1	NR	990	0	NR
475	85	NR	605	998	NR	735	55	NR	865	1	NR	995	0	NR
480	94	NR	610	994	NR	740	47	NR	870	1	NR	1000	0	NR
485	120	NR	615	973	NR	745	41	NR	875	1	NR			

REPORT NUMBER: SP1-2408-195-9

Melanopic Flux vs. Wavelength



Melanopic Lumens: NR

M/P: 2.32

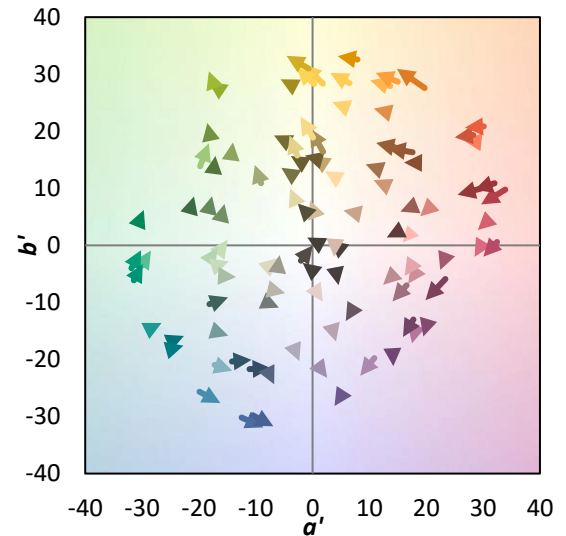
λ (nm)	Power W [^] /nm	Lumens (φ/nm)	λ (nm)	Power W [^] /nm	Lumens (φ/nm)	λ (nm)	Power W [^] /nm	Lumens (φ/nm)	λ (nm)	Power W [^] /nm	Lumens (φ/nm)	λ (nm)	Power W [^] /nm	Lumens (φ/nm)
360	0	NR	490	168	NR	620	940	NR	750	35	NR	880	1	NR
365	0	NR	495	233	NR	625	897	NR	755	30	NR	885	1	NR
370	0	NR	500	300	NR	630	847	NR	760	26	NR	890	1	NR
375	0	NR	505	372	NR	635	790	NR	765	22	NR	895	1	NR
380	0	NR	510	430	NR	640	730	NR	770	19	NR	900	1	NR
385	0	NR	515	483	NR	645	668	NR	775	16	NR	905	1	NR
390	0	NR	520	524	NR	650	605	NR	780	14	NR	910	0	NR
395	2	NR	525	555	NR	655	545	NR	785	12	NR	915	0	NR
400	4	NR	530	581	NR	660	485	NR	790	10	NR	920	0	NR
405	7	NR	535	604	NR	665	430	NR	795	9	NR	925	0	NR
410	17	NR	540	623	NR	670	378	NR	800	8	NR	930	0	NR
415	34	NR	545	645	NR	675	331	NR	805	7	NR	935	0	NR
420	68	NR	550	667	NR	680	290	NR	810	6	NR	940	0	NR
425	128	NR	555	693	NR	685	251	NR	815	5	NR	945	0	NR
430	214	NR	560	719	NR	690	218	NR	820	4	NR	950	0	NR
435	339	NR	565	754	NR	695	188	NR	825	4	NR	955	0	NR
440	507	NR	570	791	NR	700	162	NR	830	3	NR	960	0	NR
445	573	NR	575	830	NR	705	139	NR	835	3	NR	965	0	NR
450	356	NR	580	873	NR	710	119	NR	840	3	NR	970	0	NR
455	217	NR	585	913	NR	715	102	NR	845	2	NR	975	0	NR
460	168	NR	590	948	NR	720	88	NR	850	2	NR	980	0	NR
465	113	NR	595	974	NR	725	76	NR	855	2	NR	985	0	NR
470	85	NR	600	994	NR	730	65	NR	860	1	NR	990	0	NR
475	85	NR	605	998	NR	735	55	NR	865	1	NR	995	0	NR
480	94	NR	610	994	NR	740	47	NR	870	1	NR	1000	0	NR
485	120	NR	615	973	NR	745	41	NR	875	1	NR			

Summary

$R_f = 81.5$
 $R_g = 99.2$
 $CIE R_a = 81.0$
 $R_9 = 7.1$



Color Vector Graphics



Individual Sample Fidelity Index ($R_{f,i}$)

CES01 = 86	CES26 = 74	CES51 = 89	CES76 = 70
CES02 = 63	CES27 = 88	CES52 = 92	CES77 = 86
CES03 = 31	CES28 = 89	CES53 = 81	CES78 = 72
CES04 = 70	CES29 = 67	CES54 = 87	CES79 = 90
CES05 = 50	CES30 = 68	CES55 = 85	CES80 = 88
CES06 = 51	CES31 = 71	CES56 = 78	CES81 = 78
CES07 = 42	CES32 = 70	CES57 = 76	CES82 = 95
CES08 = 41	CES33 = 71	CES58 = 78	CES83 = 90
CES09 = 29	CES34 = 82	CES59 = 92	CES84 = 94
CES10 = 76	CES35 = 90	CES60 = 95	CES85 = 86
CES11 = 59	CES36 = 93	CES61 = 93	CES86 = 72
CES12 = 65	CES37 = 87	CES62 = 83	CES87 = 85
CES13 = 43	CES38 = 75	CES63 = 77	CES88 = 83
CES14 = 74	CES39 = 94	CES64 = 83	CES89 = 75
CES15 = 71	CES40 = 89	CES65 = 77	CES90 = 81
CES16 = 47	CES41 = 85	CES66 = 80	CES91 = 96
CES17 = 50	CES42 = 86	CES67 = 79	CES92 = 73
CES18 = 56	CES43 = 81	CES68 = 84	CES93 = 84
CES19 = 72	CES44 = 99	CES69 = 91	CES94 = 64
CES20 = 66	CES45 = 87	CES70 = 78	CES95 = 80
CES21 = 87	CES46 = 82	CES71 = 76	CES96 = 84
CES22 = 79	CES47 = 77	CES72 = 92	CES97 = 87
CES23 = 92	CES48 = 71	CES73 = 71	CES98 = 81
CES24 = 91	CES49 = 81	CES74 = 93	CES99 = 74
CES25 = 72	CES50 = 89	CES75 = 74	



Color Rendition by Hue-Angle Bin



Measure Comparisons



(END OF REPORT)